



ORDERS@ETMTOOLSLLC.COM

PHONE:954-917-3599

FAX:954.917.3539

ETM TOOLS.LLC

Gauged Porcelain Tile Panel Tools

(GTPP) 2023

1. ETM-RAIL CUTTER (3GEN)

- The most advanced 2-piece Rail cutter in the industry (maximum cutting length 126")
- Equipped with ETM-EZ-START technology to eliminate back scoring
- Spring loaded cutter head with retractable cord, designed to cut panel/slab with ease
- ETM-SNAP included



2. ETM-HALF RAIL (3GEN)

- 1 piece rail cutter (maximum cutting length 63")
- Equipped with ETM-EZ-START technology to eliminate back scoring
- Spring loaded cutter head with retractable cord, designed to cut panel/slab with ease
- ETM-SNAP included



3. ETM-EDGE BREAKER

- Designed to break very narrow pieces of tile



4. ETM-SPLITTER (2GEN)

- Engineered to split narrow pieces of tile up to 12mm (1/2") thick



5. ETM-SNAP

- Designed to partially snap each end of tile before using ETM-EZ BREAKER/EDGE BREAKER




6. ETM-GRIP (3GEN)

- To unload, move, handle & back butter tile up to 1.6m x 3.2m x 12mm (63" x 126" x ½")
- Designed to adjust in length from 2m to 3.2m (80" to 126") & width from 1 to 1.6m (39" x 63")
- Fully adjustable pump suction cups designed for smooth & rough tile surfaces
- Free standing frame on 4 casters with quick release system



7. ETM-SLIDE (2GEN)

- Designed to easily move & handle odd shaped tile of various sizes
- Fully adjustable pump suction cups designed for smooth & rough tile surfaces
- Adjusts to multiple length and width configurations



8. ETM-DOUBLE SUCTION CUP

- For both smooth & rough tile surfaces




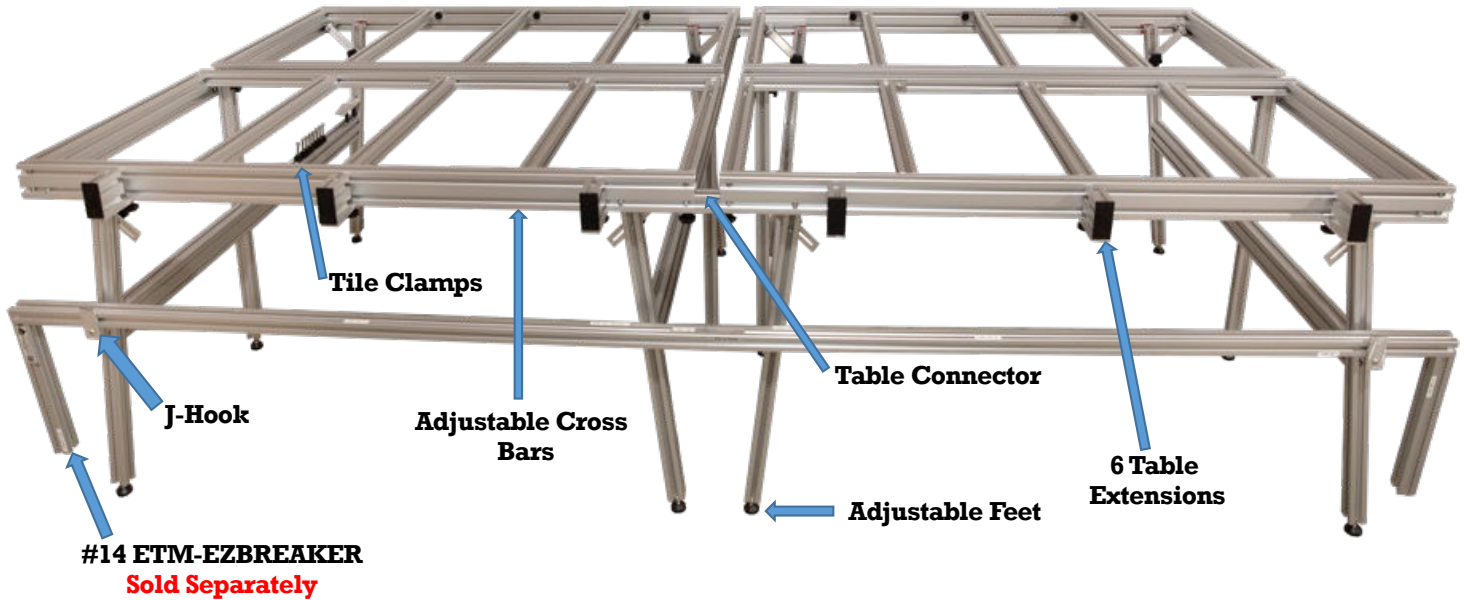
9. ETM-PUMP SUNCTION CUP

- 8" pump action suction cup



10. ETM-TABLE (4GEN)

- The strongest and most adjustable GPTP table
- Designed for cutting, drilling, mitering and fabricating up to 1.6 x 3.2m 3-12mm thick porcelain panel/slab (63"x126" x 1/8"-1/2")
- Special openings are designed for ETM-EZ BREAKER to slide under the panel/slab to split it in half
- Complete shop or job site fabrication station
- Unique clamping system to secure tile



11. ETM-EZ BREAKER (3GEN)

- Engineered to be used with ETM-TABLE to split tile in half



12. ETM-TRAILER FRAME (5GEN)

- Designed for porcelain panel/slab transportation
- Must be permanently attached to trailer
- The frame will securely hold up to 13 pieces of 6mm (¼") thick 1600mm (63") wide x 3200mm (126") long porcelain panel/slab tiles
- 4 quick locking arms for loading tile



13. ETM-TRANSPORTER (2GEN)

- Designed to securely hold full size and pre-cut panels/slabs



14. ETM-A-FRAME (3GEN)

- Designed to display and store full-size tiles
- Ideal for showrooms and job sites



15. ETM-SAWHORSE (2GEN)

- Designed to support ETM-GRIP3GEN
- Engineered to extend from 1m (39") to 1.4m (55")



16. ETM-TILE VIBRATOR

- Designed to remove air from under tile
- Helps to minimize lippage



17. ETM-47° MITER SAW KIT (3GEN)

- Designed for one pass miter cut
- Used for tile thickness up to 12mm (1/2")
- Includes water system with built in GFI
- Slides next to a straight edge



18. ETM-PLUNGE CUTTER KIT (3GEN)

- Designed to cut sinkholes and full-length cuts in porcelain, marble, granite, slate & quartz
- Includes water system with built in GFI
- Slides next to a straight edge



19. ETM-HOLE SAWS

- Available in singles from 3/16" – 4 1/2"
- Available in 3, 5, 10 & 14 piece kits
- Designed to be used with ETM-DRILL GUIDE KIT



20. ETM-BEATER

- Tile beater block for placing large porcelain tile into place.
- Gets rid of any air bubbles underneath the tile or slab to improve adhesive bonding



21. ETM-LEAN

- Designed for use in hard-to-reach places without stepping in Thin-set



22. ETM-CORNER PROTECTORS

- Designed to protect the corners from chipping up to 6mm tile thickness



23. ETM-4-SIDED DIAMOND BLOCK

- To smooth the tile edge
- 60, 200, 400, 600 grit sides



24. ETM-EURO-NOTCH TROWEL

- The original Zipper trowel (90-98% coverage)
- Stainless Steel with soft grip handle
- Trowel notch measures 1/2 X 3/8"



25. ETM-WLS LIPPAGE CONTROL STRAP

- Straps designed to break off below the tile surface



26. ETM-WLFT FLOOR TOOL

- Designed for proper lippage control installation



27. ETM-WLW LIPPAGE CONTROL WEDGE

- The wedge is removable to clean out fresh thin-set
- Kick wedge from the side for permanent removal



28. ETM-TRAILER

- The ETM-TRAILER is designed to house all the tools & equipment necessary to transport, fabricate & install full size porcelain panels/slabs
- Engineered to hold up to 30 pieces of 1.6x3.6m x 6mm thick porcelain panels/slabs (63"x 142"x 1/4")
- Fastest tool set up & teardown ever
- Designed for hassle free installation



29. SURFACE RENU PRODUCTS

- Designed to remove damage from polished ceramic and porcelain surfaces
- Dark and light SurfaceRenu Polishing Compound to repair all porcelain colors



ITEM	DESCRIPTION
GR-01	RenuDisks® 3" Series – Grinding..Sleeve of 10 - BLACK
GR-02	RenuDisks® 3" Series – Grinding..Sleeve of 10 - GREY
GR-03	RenuDisks® 5" Series – Grinding..Sleeve of 10 - RED
GR-04	RenuDisks® 5" Series – Grinding..Sleeve of 10 - BLACK
GR-05	RenuDisks® 5" Series – Grinding..Sleeve of 10 - GREY
GR-06	RenuDisks® 6" Series – Grinding..Sleeve of 10 - RED
GR-07	RenuDisks® 6" Series – Grinding..Sleeve of 10 - BLACK
GR-08	RenuDisks® 6" Series – Grinding..Sleeve of 10 - GREY
GR-09	RenuDisks® 8" Series – Grinding..Sleeve of 10 - RED
GR-10	RenuDisks® 8" Series – Grinding..Sleeve of 10 - BLACK
GR-11	RenuDisks® 8" Series – Grinding..Sleeve of 10 - GREY
GR-12	SurfaceRenu Backing Pads 3"
GR-13	SurfaceRenu Backing Pads 5"
GR-14	SurfaceRenu Backing Pads 6"
GR-15	SurfaceRenu Backing Pads 8"
GR-16	GlassRenu Polish Compound - 1 Light 16oz Bottle
GR-17	GlassRenu Polish Compound - 1 Black 16oz Bottle
GR-18	Polishing Felts - (3" Felt) Per Pad
GR-19	Polishing Felts - (5" Felt) Per Pad
GR-20	Polishing Felts - (6" Felt) Per Pad
GR-21	SurfaceRenu Pro Grade System
GR-22	SurfaceRenu Pro Grade XL System



Trailer Package



Brochure #	Item #	Item Description	Qty
1	ETM-RAIL3GEN	ETM-RAIL 3RD GENERATION	1
2	ETM-HR	ETM-3GEN HALF RAIL CUTTER	1
3	ETM-EDGEBREAKER	ETM EDGE BREAKER	1
4	ETM-SPLITTER2GEN	ETM-SPLITTER2GEN	1
5	ETM-SNAP	ETM-SNAP	1
6	ETM-GRIP3GEN	ETM-GRIP3GEN	1
7	ETM-SLIDE2GEN	ETM-SLIDE2GEN	1
8	ETMSCD	ETM-DOUBLE SUCTION CUP	2
9	WPG-01	8" PUMP ACTION SUCTION CUP	2
10	ETM-TABLE4GEN	ETM-TABLE4GEN	1
11	ETM-EZB	ETM-EZ BREAKER	1
12	ETM-TF6GEN	ETM-TRAILER FRAME (5GEN)	1
13	ETM-TRANS	ETM-TRANSPORTER	1
14	ETM-AFRM3GEN	ETM-A FRAME 3RD GENERATION	1
15	ETM-SWH2GEN	ETM-SAW HORSE 2ND GENERATION	1
16	ETM-TILEV	ETM-TILE VIBRATOR	1
17	ETM-MSK3GEN	ETM-47° MITER SAW KIT 3GEN	2
18	ETM-PLUNGE3GEN	ETM-PLUNGE SAW KIT (3GEN)	1
19A	DB5PC	DIAM HOLE SAW 5 PC KIT	1
19B	DB10PC	DIAM HOLE SAW 10 PC KIT	1
19C	DB14PC	DIAM HOLE SAW 14PC KIT	1
20	ETM-TBEATER	TILE BEATER BLOCK	1
21	ETM-LEAN	ETM-LEAN	1
22	STC6MM	ETM-CORNER PROTECTORS -SET OF 4	4
23	E-DSB4	ETM-4 SIDED DIAM BLOCK	1
24	1Y	ETM-GROVE SS NOTCH TROWEL 11'	4
25	WLS250A	EURO-TL STRAP 250/BAG	1
26	WLFT	ETM-LEVELING SYSTEM FLOOR TOOL	1
27	WLW100A	ETM- WEDGE 100/BAG	1
28	ETM-ETRAILER	ETM-EQUIPMENT TRAILER	1



WWW.ETMTOOLSLLC.COM
ORDERS@ETMTOOLSLLC.COM
PHONE:954-917-3599
FAX:954.917.3539





ETM TOOLS LLC

ORDERS@ETMTOOLSLLC.COM
PHONE:954-917-3599
FAX:954.917.3539

Now Selling

Surface 



ITEM	DESCRIPTION
GR-01	RenuDisks® 3" Series – Grinding..Sleeve of 10 - BLACK
GR-02	RenuDisks® 3" Series – Grinding..Sleeve of 10 - GREY
GR-03	RenuDisks® 5" Series – Grinding..Sleeve of 10 - RED
GR-04	RenuDisks® 5" Series – Grinding..Sleeve of 10 - BLACK
GR-05	RenuDisks® 5" Series – Grinding..Sleeve of 10 - GREY
GR-06	RenuDisks® 6" Series – Grinding..Sleeve of 10 - RED
GR-07	RenuDisks® 6" Series – Grinding..Sleeve of 10 - BLACK
GR-08	RenuDisks® 6" Series – Grinding..Sleeve of 10 - GREY
GR-09	RenuDisks® 8" Series – Grinding..Sleeve of 10 - RED
GR-10	RenuDisks® 8" Series – Grinding..Sleeve of 10 - BLACK
GR-11	RenuDisks® 8" Series – Grinding..Sleeve of 10 - GREY
GR-12	SurfaceRenu Backing Pads 3"
GR-13	SurfaceRenu Backing Pads 5"
GR-14	SurfaceRenu Backing Pads 6"
GR-15	SurfaceRenu Backing Pads 8"
GR-16	GlassRenu Polish Compound - 1 Light 16oz Bottle
GR-17	GlassRenu Polish Compound - 1 Black 16oz Bottle
GR-18	Polishing Felts - (3" Felt) Per Pad
GR-19	Polishing Felts - (5" Felt) Per Pad
GR-20	Polishing Felts - (6" Felt) Per Pad
GR-21	SurfaceRenu Pro Grade System
GR-22	SurefaceRenu Pro Grade XL System